




Harsh & Hazardous

KILLARK®

USF-CS & SJICH-CS Control Stations

for Harsh and Hazardous Environments







CONTROL PANELS



Class 1, Zone 1, AEx db eb IIC *T6...T4 Gb
 Ex de IIC *T6...T4 Gb, Zone 21
 AEx tb IIIC *T80°C...T100°C Db IP66
 Ex tb IIIC *T80°C...T100°C Db IP66
 Class I, Div. 2, Groups A, B, C, D, *T6...T4
 Class II, Groups E, F, G, Class III
 Class III, Encl Type 3, 4, 4X

CSA 15.70013827

Ex db eb IIC *T6...T4 Gb
 Ex tb IIIC T80°C...T100°C Db IP66
 IECEx SIR 16.0090

CE 0539 Ex II 2GD

**Custom Control Solutions
 designed to your specific needs**

FEATURES-SPECIFICATIONS **HAZCON™**

Introduction: Custom Control Panels

Introducing the USF-CS & SJICH-CS Control Stations with HKH HAZCON™ Controls from Killark Electric.

For Explosion protected installations:

- Indoors or outdoors where hose down applications are a must
- Designed to the latest and harshest IECEx and ATEX directives making it the most robust product on the market
- Actuators for every application with a variety of Lockout accessories.
- Enclosure sizes from 8" x 6" x 6" (203 x 152 x 152) up to 36" x 24" x 8" (915 x 610 x 203)

Features & Benefits:

- 316/316L, 304 Stainless Steel & Painted Carbon Steel Control Stations
- Operating Temperature of -50°C to +60°C
- Explosion Protected contact blocks 690VAC N.O. & N.C. 20 Amps with HP Ratings up to 1HP
- LED Pilot Light modules for 12-254V AC/DC
- Wet Locations requiring Nema 4X & IP66 Ingress Protection

Momentary Push Buttons for 2 & 3 Contacts	Illuminated Momentary Push Buttons LED, 2 Contacts	2 & 3 Position Rotary Switch Maintained & Momentary	Emergency Stop Red Mushroom Push Buttons Key, Pull, & Twist Release, Momentary Mushroom P.B. in Red, Green and Black Protective Shrouds available	2 & 3 Position Keyed Rotary Switch Maintained & Momentary	Pilot Light Assembly	Double Momentary Push Button				



CUSTOM BUILT ASSEMBLIES



Custom Control Stations Available in a variety of Sizes

- Enclosure sizes from 8" x 6" x 6" (203 x 152 x 152) up to 36" x 24" x 8" (915 x 610 x 203)
- Materials: 316/316L, 304 Stainless Steel & Painted Carbon Steel Control Stations
- Operating Temperature of -50°C to +60°C
- Wet Locations requiring Type 4X & IP66 Ingress Protection
- Indoors or Outdoors in Class 1 Division 2 & Zone 1 Harsh and Hazardous Locations

ITEM DESCRIPTION	
USFC-CS121206MODXXXXXX	USF Carbon Steel Painted 12"x12"x6" w/ no Gland Plates and Modified per Customer Actuator & Terminal Block requirements
SJICH6-CS101006GP1000MODXXXXXX	SJIC Hinged Stainless Steel 316/316L 10"x10"x6" w/ Gland Plate at Bottom and MODified per Customer Actuator & Terminal Block requirements
<i>Notes – Enclosure can be supplied with cable entries in sidewalls or removable Gland Plates for field drilling. Enclosures can also be supplied with terminal blocks and factory wired on request.</i>	

USF-CS CATALOG #	ENCLOSURE SIZE	ACTUATOR MAXIMUM	SJICH-CS CATALOG #	ENCLOSURE SIZE	ACTUATOR MAXIMUM
USF-CS-121206	12" x 12" x 6" (305) x (305) x (152)	8 Devices 2 Rows	SJICH-CS-080606	8" x 6" x 6" (203) x (152) x (152)	3 Devices 2 Rows
USF-CS-161206 USF-CS-161208	16" x 12" x 6"/8" (407) x (305) x (152/203)	15 Devices 4 Rows	SJICH-CS-080806	8" x 8" x 6" (203) x (203) x (152)	4 Devices 2 Rows
USF-CS-161606 USF-CS-161608	16" x 16" x 6"/8" (407) x (407) x (152/203)	23 Devices 4 Rows	SJICH-CS-100806	10" x 8" x 6" (254) x (203) x (152)	6 Devices 2 Rows
USF-CS-201606 USF-CS-201608	20" x 16" x 6"/8" (508) x (407) x (152/203)	29 Devices 5 Rows	SJICH-CS-101006	10" x 10" x 6" (254) x (254) x (152)	8 Devices 2 Rows
USF-CS-202006 USF-CS-202008	20" x 20" x 6"/8" (508) x (508) x (152/203)	39 Devices 5 Rows	SJICH-CS-121006	12" x 10" x 6" (305) x (254) x (152)	12 Devices 3 Rows
USF-CS-241606 USF-CS-241608	24" x 16" x 6"/8" (610) x (407) x (152/203)	35 Devices 6 Rows	SJICH-CS-121206	12" x 12" x 6" (305) x (305) x (152)	15 Devices 3 Rows
USF-CS-242006 USF-CS-242008	24" x 20" x 6"/8" (610) x (508) x (152/203)	47 Devices 6 Rows	SJICH-CS-141206	14" x 12" x 6" (356) x (305) x (152)	15 Devices 3 Rows
USF-CS-242406 USF-CS-242408	24" x 24" x 6"/8" (610) x (610) x (152/203)	50 Devices 5 Rows	SJICH-CS-161406	16" x 14" x 6" (407) x (356) x (152)	24 Devices 4 Rows
USF-CS-302008	30" x 20" x 8" (762) x (508) x (203)	56 Devices 7 Rows			
USF-CS-302408	30" x 24" x 8" (762) x (610) x (203)	70 Devices 7 Rows			
USF-CS-303008	30" x 30" x 8" (762) x (762) x (203)	84 Devices 7 Rows			
USF-CS-362408	36" x 24" x 8" (915) x (610) x (203)	90 Devices 9 Rows			



CUSTOM BUILT ASSEMBLIES





Ammeters and Voltmeters can be installed for use in IECEX/ATEX areas of classification ONLY.

Not certified for use in North America.

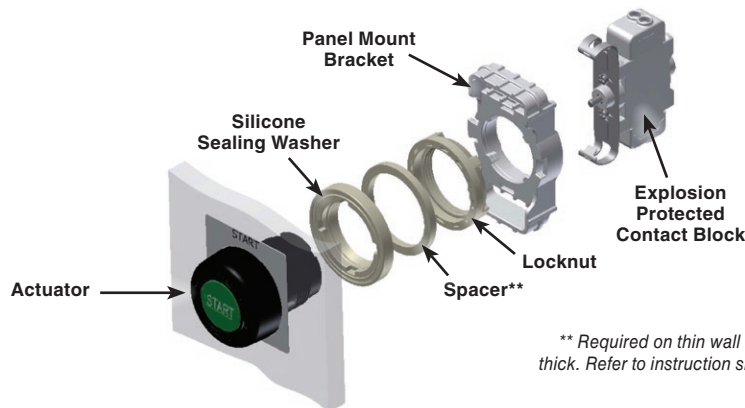
72mm, 1A Ammeters with scales ranging from 0-1 to 0-600 with a 5x Overload Scale for use with Current Transformers or Direct Measure.

Voltmeters with scales of 0-25 to 0-500V.




Contact Blocks supplied are Panel Mounted to a bracket that locks into place on the actuator housing. Offered in Normally Open and Normally Closed these Patented contact blocks are made with Silver contact material and gold plated for low voltage applications and corrosion resistance.

- **UL Electrical Rating:** 690Vac, 20A, 50-60Hz, 60Vdc, 5A, 110Vdc, 2A, 255Vdc, 1.5A, 1/2 HP @120Vac, 1 HP@208/240/277Vac, A600/P600- Pilot Duty 350Vac- Tungsten Lamp.
- **Wire Allowances:** WIRE RANGE with 1 or 2 WIRES: #22 to #12 AWG (SOL & STR) and #10 AWG (STR).
- **IEC Electrical Ratings:** AC690V 16A AC-12, 50-60 Hz, AC230V 16A AC-15, 50-60Hz, DC60V 5A DC-12, DC125 1A DC-12.
- **Wire Allowances:** WIRE RANGE with 1 or 2 WIRES: 0.5 to 2.5mm (SOL & STR) and 4.0mm² (STR)



** Required on thin wall Panel only < .16" thick. Refer to instruction sheet for actuator.



Pilot Light Applications for US/CAN:

Pilot Light shall be installed in a Class I, Zone 1, AEx e IIC/Ex e IIC increased safety enclosure with a minimum IP54 rating or a Class I, Zone I, AEx d IIC/Zone 21, AEx tb IIIC/Ex d IIC/Ex tb IIIC flameproof/dust enclosure with a minimum IP64 rating, where the suitability is determined in the end application. Electrical Rating: 12-250Vac/Vdc, 50-60 Hz, 0.6 WATTS.

Pilot Light Applications for ATEX/IECEX:

Pilot Light shall be installed in a Group I and/or Group II, 'Ex e' increased safety enclosure with a minimum IP54 rating or an 'Ex d/tb' flameproof/dust enclosure with a minimum IP64 rating, where the suitability is determined in the end application. Electrical Rating: 12-254 Vac/Vdc, 50-60 Hz, 0.6 WATTS.

Wire Allowances:

WIRE RANGE with 1 or 2 WIRES: #22 to #12 AWG (SOL & STR) and #10 AWG (STR) 0.5 to 2.5mm (SOL & STR) and 4.0mm² (STR)



ENCLOSURE BASIC CATALOG NUMBER LOGIC

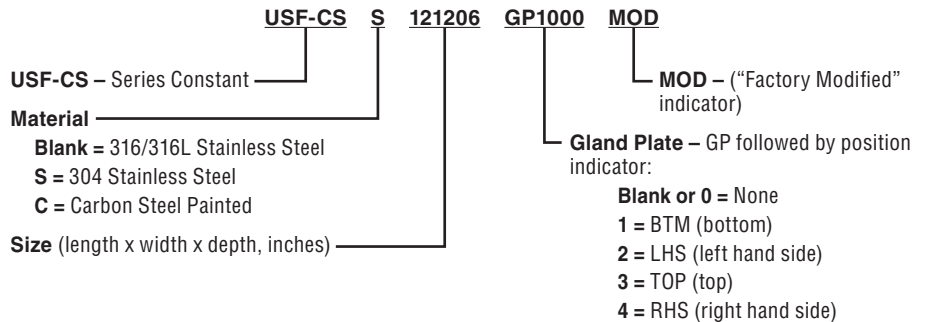
Control Station details to be supplied for devices, cable/conduit entries, terminal block requirements, etc.



USF-CS Series

USF-CS Enclosures Features

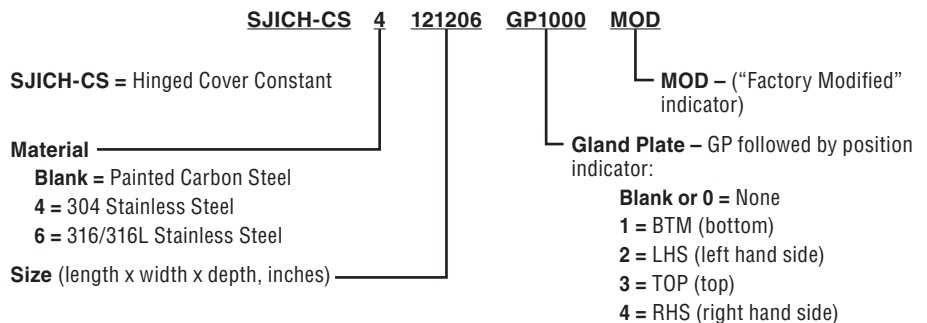
- External slope top flange directs water, melting ice & snow and dust build up away from the opening side of the door.
- Continuous robot welded seams for a hose down tight seal.
- Concealed hinges with removable hinge pins.
- Ground/earthing studs in both cover and through wall of the box.
- Quarter turn 316 stainless steel latch
- One piece high temperature closed cell silicone gasket. With superior recovery and re-sealing properties.
- Sturdy 14 gauge box construction helps prevent bending or permanent deflection of the walls when field installing openings.
- Bi-directional removal mounting lugs for the widest flexibility during installations.
- Openings for glands or conduits factory or field installed—option for gland plates.



SJICH-CS Series


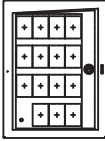
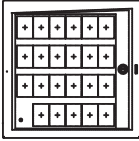
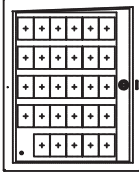
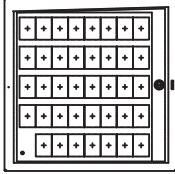
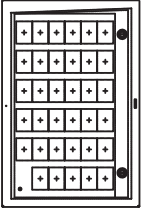

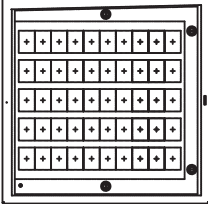
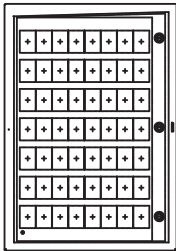
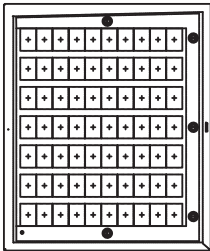
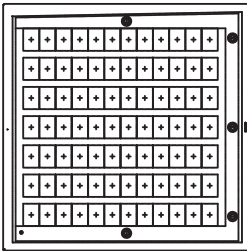
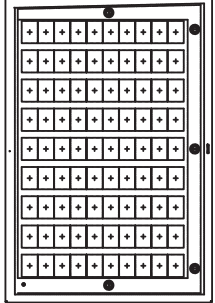
SJICH-CS Enclosures Features

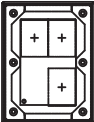
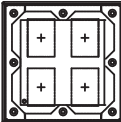

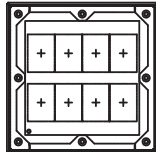

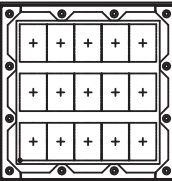


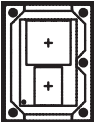
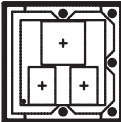
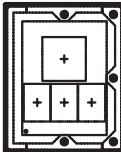
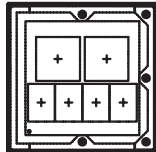

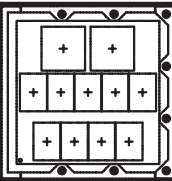


- Screw covers 316 stainless steel
- Continuous robot welded seams for a hose down tight seal.
- Ground/earthing studs in both cover and through wall of the box.
- One piece high temperature closed cell silicone gasket. With superior recovery and re-sealing properties.
- Sturdy 14 gauge box construction helps prevent bending or permanent deflection of the walls when field installing openings.
- Welded one piece mounting flanges top and bottom for strength.
- Openings for glands or conduit





STANDARD OPERATOR LAYOUTS IN ROWS AND COLUMNS

USF-CS STANDARD LAYOUT OPERATOR QUANTITIES					
					
USF1212 (8 DEV.)	USF1612 (15 DEV.)	USF1616 (23 DEV.)	USF2016 (29 DEV.)	USF2020 (39 DEV.)	USF2416 (35 DEV.)
					
USF2420 (47 DEV.)	USF2424 (50 DEV.)	USF3020 (56 DEV.)	USF3024 (70 DEV.)	USF3030 (84 DEV.)	USF3624 (90 DEV.)

SJICH-CS STANDARD LAYOUT OPERATOR QUANTITIES							
							
SJICH0806 (3 DEV.)	SJICH0808 (4 DEV.)	SJICH1008 (6 DEV.)	SJICH1010 (8 DEV.)	SJICH1210 (12 DEV.)	SJICH1212 (15 DEV.)	SJICH1412 (15 DEV.)	SJICH1614 (24 DEV.)
ALTERNATIVE LAYOUTS WITH METERS							
							
SJICH0806 (1 Meter & 1 DEV.)	SJICH0808 (1 Meter & 2 DEV.)	SJICH1008 (1 Meter & 3 DEV.)	SJICH1010 (2 Meters & 4 DEV.)	SJICH1210 (2 Meters & 7 DEV.)	SJICH1212 (2 Meters & 9 DEV.)	SJICH1412 (3 Meters & 10 DEV.)	SJICH1614 (3 Meters & 18 DEV.)

Note: Ammeters will use up four spaces.

HAZCON™ HKH Control Stations are available to meet all your control needs.



For the Harshest of environments you have a choice of two materials:

- » GRP Non-Metallic made of PA6 Polyamide with a “V-0” Flame rating and UV Protection of “f1”.
- » 316/316L Stainless Steel 16 gauge thickness (.06”/1.5mm)
- Indoors or outdoors where hose down applications are a must
- Designed to the latest and harshest IECEx and ATEX directives making it the most robust product on the market
- Actuators for every application with a variety of Lockout accessories.

The HKH HAZCON™ Series maintains the quality and reliability that KILLARK is recognized for in the Harsh and Hazardous Markets.



Features & Benefits:

- Impact Resistant Non-Metallic PA6 Glass Reinforced Antistatic Material or 316/316L Stainless Steel.
- Suitable for use in hazardous (classified) locations per the National Electrical Code for Class 1 Division 2 areas.
- Suitable for Global use: IECEx and ATEX applications for Zone 1 & 2, Zone 21 & 22 and Ex de IIC Gb.
- Explosion Protected Contact Blocks rated up to 20 Amps & HP Ratings.
- LED Pilot Light module for 12-254V AC/DC
- IP66, Type 4X.
- Low Profile sidewalls for ease of wiring.
- Ambient Operating Temperature -50°C < Ta +60°C.
- Entries available: 1x M20, 1x M25, 2x M20 Maximum, ½”, ¾” & 1” NPT.
- Internal Earth Plate Option for Metric entries.
- Internal/External Earth Stud option in non-metallic & standard in SS
- Certified INMETRO for Brazil and Ex EAC for Russia

Design your own control station with the easy to use ETO Tool from the Killark website.

Click on “Save Time” and register to create a 3D Model and pdf drawing in minutes.



DESIGN HUBB

Simplify your engineering needs and make ordering from us even easier with our fast and accurate web application for our Hazcon line of Control Stations.

SAVE TIME



HKSB-HKH-USF-SJICH 06-18 © Killark, 2018

KILLARK®

Hubbell Killark
3940 Dr. Martin Luther King Drive • St. Louis, MO 63113
Phone: (314) 531-0460 • Fax: (314) 531-7164
www.hubbell-killark.com

