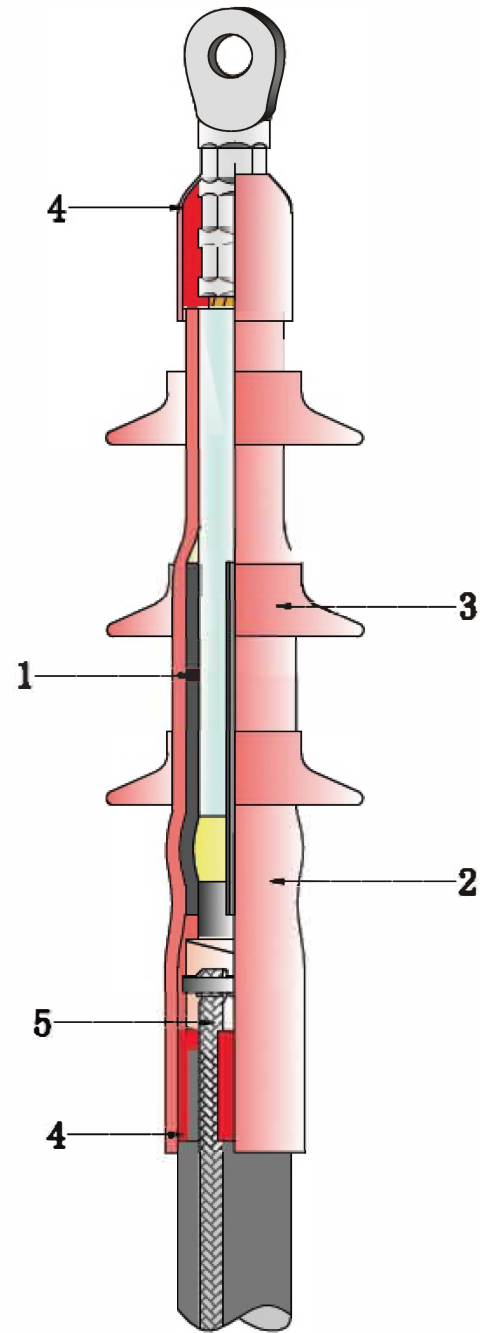


RSNY/RSWY Heat Shrink Termination For MV Cables Up To 42kV



Design of Termination

Woer provides a universal system for indoor and outdoor terminations applicable to paper or polymeric insulated cables.

1. Electrical Stress Control

Yellow stress relief mastic is laid around the end of the screen cut. Stress control tube, together with stress relief mastic, is used to smooth out the electrical field at the cable end.

2. Excellent Anti-tracking Properties

Anti-tracking insulation tubes and rain sheds demonstrate excellent tracking and erosion resistance. This protect Woer terminations from tracking even in severe service conditions.

3. Additional Creepage

Anti-tracking rain sheds lengthen surface creepage distance.

4. Moisture Sealing

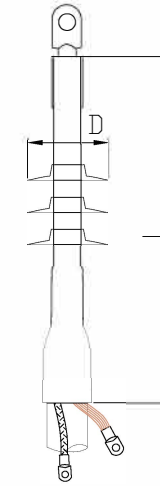
Durable sealing is achieved by hot-melted adhesive inside the sealing tube and anti-tracking insulation tube. For 3-core cables, the crutch area is sealed and protected with an adhesive-coated breakout which is installed over the cores and the end of oversheath.

5. Earth Connection

Either soldering or solderless earth connection is available to connect metal screen or armour to ground. For cables with wire screen, copper wires are imbedded in the sealing mastic to prevent any corrosion and moisture sealing.



RSNY-1 Indoor termination for screened, 1-core polymeric insulated cables 6kV, 10kV, 20kV, 30kV and 35kV



The indoor termination is designed for screened single core polymeric insulated MV cables up to 35kV.

Yellow stress relief mastic is laid around the end of the screen cut. Stress control tube, together with stress relief mastic, is used to smooth out the electrical field at the cable screen end. Anti-tracking insulation tube and sealing tube seal between the end of the oversheath and the cable lug. Anti-tracking rain sheds lengthen surface creepage distance to ensure safety.

Nominal voltage U_n/U_m (kV)	Cross section (mm ²)	Kit No.	Dimensions(mm)		No. of rain sheds
			L	D	
3.6 / 6(7.2)kV	25-50	6kVRSNY-1/1	800	-	0
	70-120	6kVRSNY-1/2			
	150-240	6kVRSNY-1/3			
	300-400	6kVRSNY-1/4			
	500-630	6kVRSNY-1/5			
	800-1000	6kVRSNY-1/6			
	1200	6kVRSNY-1/7			
6 / 10(12)kV 6.35 / 11(12)kV 8.7 / 15(17.5)kV	25-50	10kVRSNY-1/1	800	-	0
	70-120	10kVRSNY-1/2			
	150-240	10kVRSNY-1/3			
	300-400	10kVRSNY-1/4			
	500-630	10kVRSNY-1/5			
	800-1000	10kVRSNY-1/6			
	1200	10kVRSNY-1/7			
12 / 20(24)kV 12.7 / 22(24)kV	35-50	20kVRSNY-1/1	800	105	2
	70-120	20kVRSNY-1/2		105	
	150-240	20kVRSNY-1/3		105	
	300-400	20kVRSNY-1/4		140	
	500-630	20kVRSNY-1/5		140	
	800-1000	20kVRSNY-1/6		140	
	1200	20kVRSNY-1/7		140	
18 / 30(36)kV 19 / 33(36)kV	35-50	30kVRSNY-1/1	800	105	4
	70-120	30kVRSNY-1/2		105	
	150-240	30kVRSNY-1/3		140	
	300-400	30kVRSNY-1/4		140	
	500-630	30kVRSNY-1/5		140	
	800-1000	30kVRSNY-1/6		140	
	1200	30kVRSNY-1/7		140	
20.8 / 36(42)kV 26 / 35(42)kV	50	35kVRSNY-1/1	800	140	4
	70-120	35kVRSNY-1/2		140	
	150-240	35kVRSNY-1/3		140	
	300-400	35kVRSNY-1/4		140	
	500-630	35kVRSNY-1/5		140	
	800-1000	35kVRSNY-1/6		140	
	1200	35kVRSNY-1/7		140	

Note:

1. Lugs need to be ordered separately.
2. RSNY-1 is for cables with copper wire screen without armour.
3. For cables with other construction, please order kits separately.

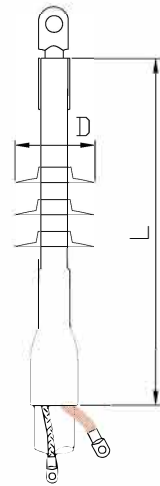
RSWY-1

Outdoor termination for screened, 1-core polymeric insulated cables 6kV, 10kV, 20kV, 30kV and 35kV



The outdoor termination is designed for screened single core polymeric insulated MV cables up to 35kV.

Yellow stress relief mastic is laid around the end of the screen cut. Stress control tube, together with stress relief mastic, is used to smooth out the electrical field at the cable screen end. Anti-tracking insulation tube and sealing tube seal between the end of the oversheath and the cable lug. Anti-tracking rain sheds lengthen surface creepage distance to ensure safety.



Nominal voltage $U_0/U(U_m)$	Cross section (mm ²)	Kit No.	Dimensions(mm)		No. of rain sheds
			L	D	
3.6 / 6(7.2)kV	25-50	6kVRSWY-1/1	800	105	3
	70-120	6kVRSWY-1/2		105	
	150-240	6kVRSWY-1/3		105	
	300-400	6kVRSWY-1/4		105	
	500-630	6kVRSWY-1/5		140	
	800-1000	6kVRSWY-1/6		140	
	1200	6kVRSWY-1/7		140	
6 / 10(12)kV 6.35 / 11(12)kV 8.7 / 15(17.5)kV	25-50	10kVRSWY-1/1	800	105	3
	70-120	10kVRSWY-1/2		105	
	150-240	10kVRSWY-1/3		105	
	300-400	10kVRSWY-1/4		105	
	500-630	10kVRSWY-1/5		140	
	800-1000	10kVRSWY-1/6		140	
	1200	10kVRSWY-1/7		140	
12 / 20(24)kV 12.7 / 22(24)kV	35-50	20kVRSWY-1/1	800	105	4
	70-120	20kVRSWY-1/2		105	
	150-240	20kVRSWY-1/3		105	
	300-400	20kVRSWY-1/4		140	
	500-630	20kVRSWY-1/5		140	
	800-1000	20kVRSWY-1/6		140	
	1200	20kVRSWY-1/7		140	
18 / 30(36)kV 19 / 33(36)kV	35-50	30kVRSWY-1/1	800	105	6
	70-120	30kVRSWY-1/2		105	
	150-240	30kVRSWY-1/3		140	
	300-400	30kVRSWY-1/4		140	
	500-630	30kVRSWY-1/5		140	
	800-1000	30kVRSWY-1/6		140	
	1200	30kVRSWY-1/7		140	
20.8 / 36(42)kV 26 / 35(42)kV	50	35kVRSWY-1/1	800	140	6
	70-120	35kVRSWY-1/2		140	
	150-240	35kVRSWY-1/3		140	
	300-400	35kVRSWY-1/4		140	
	500-630	35kVRSWY-1/5		140	
	800-1000	35kVRSWY-1/6		140	
	1200	35kVRSWY-1/7		140	

Note:

1. Lugs need to be ordered separately.
2. RSWY-1 is for cables with copper wire screen without armour.
3. For cables with other construction, please order kits separately.

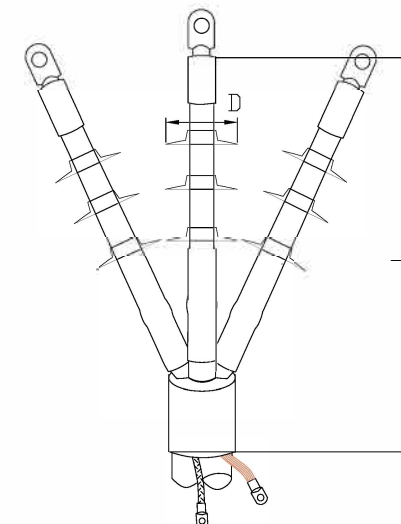
RSNY-3

Indoor termination for screened, 3-core polymeric insulated cables 6kV, 10kV, 20kV, 30kV and 35kV



The indoor termination is designed for screened three core polymeric insulated MV cables up to 35kV.

Yellow stress relief mastic is laid around the end of the screen cut. Stress control tube, together with stress relief mastic, is used to smooth out the electrical field at the cable screen end. All phase cores are covered with anti-tracking insulation tube and sealing tube. Anti-tracking rain sheds lengthen surface creepage distance to ensure safety. The crutch area is sealed and protected with an adhesive-coated breakout which is installed over the cores at the end of oversheath.



Nominal voltage $U_0/U(U_m)$	Cross section (mm ²)	Kit No.	Dimensions(mm)		No. of rain sheds
			L	D	
3.6 / 6(7.2)kV	25-50	6kVRSNY-3/1	750	-	0
	70-120	6kVRSNY-3/2			
	150-240	6kVRSNY-3/3			
	300-400	6kVRSNY-3/4			
	500-630	6kVRSNY-3/5			
6 / 10(12)kV 6.35 / 11(12)kV 8.7 / 15(17.5)kV	25-50	10kVRSNY-3/1	750	-	0
	70-120	10kVRSNY-3/2			
	150-240	10kVRSNY-3/3			
	300-400	10kVRSNY-3/4			
	500-630	10kVRSNY-3/5			
12 / 20(24)kV 12.7 / 22(24)kV	35-50	20kVRSNY-3/1	900	105	6
	70-120	20kVRSNY-3/2		105	
	150-240	20kVRSNY-3/3		105	
	300-400	20kVRSNY-3/4		140	
	500-630	20kVRSNY-3/5		140	
18 / 30(36)kV 19 / 33(36)kV	35-50	30kVRSNY-3/1	1100	105	12
	70-120	30kVRSNY-3/2		105	
	150-240	30kVRSNY-3/3		140	
	300-400	30kVRSNY-3/4		140	
	500-630	30kVRSNY-3/5		140	
20.8 / 36(42)kV 26 / 35(42)kV	50	35kVRSNY-3/1	1100	140	12
	70-120	35kVRSNY-3/2		140	
	150-240	35kVRSNY-3/3		140	
	300-400	35kVRSNY-3/4		140	
	500-630	35kVRSNY-3/5		140	

Note:

1. Lugs need to be ordered separately.
2. RSNY-3 is for cables with copper wire screen without armour.
3. For cables with other construction, please order kits separately.

RSWY-3

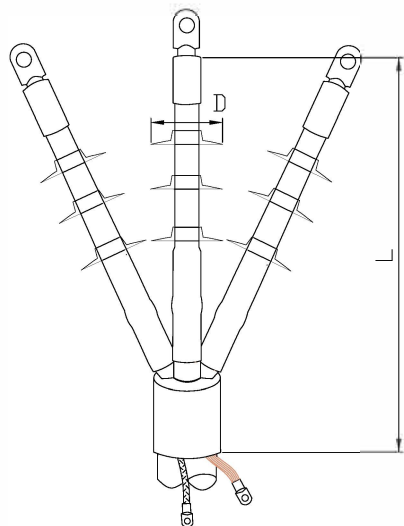
Outdoor termination for screened, 3-core polymeric insulated cables 6kV, 10kV, 20kV, 30kV and 35kV



The outdoor termination is designed for screened three core polymeric insulated MV cables up to 35kV.

Yellow stress relief mastic is laid around the end of the screen cut.

Stress control tube, together with stress relief mastic, is used to smooth out the electrical field at the cable screen end. All phase cores are covered with anti-tracking insulation tube and sealing tube. Anti-tracking rain sheds lengthen surface creepage distance to ensure safety. The crutch area is sealed and protected with an adhesive-coated breakout which is installed over the cores and the end of oversheath.



Nominal voltage $U_0/U(U_m)$	Cross section (mm ²)	Kit No.	Dimensions(mm)		No. of rain sheds
			L	D	
3.6 / 6(7.2)kV	25-50	6kVRSWY-3/1	900	105	6
	70-120	6kVRSWY-3/2		105	
	150-240	6kVRSWY-3/3		105	
	300-400	6kVRSWY-3/4		105	
	500-630	6kVRSWY-3/5		140	
6 / 10(12)kV 6.35 / 11(12)kV 8.7 / 15(17.5)kV	25-50	10kVRSWY-3/1	900	105	6
	70-120	10kVRSWY-3/2		105	
	150-240	10kVRSWY-3/3		105	
	300-400	10kVRSWY-3/4		105	
	500-630	10kVRSWY-3/5		140	
12 / 20(24)kV 12.7 / 22(24)kV	35-50	20kVRSWY-3/1	900	105	12
	70-120	20kVRSWY-3/2		105	
	150-240	20kVRSWY-3/3		105	
	300-400	20kVRSWY-3/4		140	
	500-630	20kVRSWY-3/5		140	
18 / 30(36)kV 19 / 33(36)kV	35-50	30kVRSWY-3/1	1100	105	18
	70-120	30kVRSWY-3/2		105	
	150-240	30kVRSWY-3/3		140	
	300-400	30kVRSWY-3/4		140	
	500-630	30kVRSWY-3/5		140	
20.8 / 36(42)kV 26 / 35(42)kV	50	35kVRSWY-3/1	1100	140	18
	70-120	35kVRSWY-3/2		140	
	150-240	35kVRSWY-3/3		140	
	300-400	35kVRSWY-3/4		140	
	500-630	35kVRSWY-3/5		140	

Note:

1. Lugs need to be ordered separately.
2. RSWY-3 is for cables with copper wire screen without armour.
3. For cables with other construction, please order kits separately.

RSJ

Heat Shrink Joints for LV Cables



Joint Kit for LV 4-Core Cable

The joints are designed for 1-, 2-, 3-, 4- and 5-core cables with or without armour. The joints are also applicable to 3+1, 4+1 and 3+2 cables.

The connectors are insulated and sealed with adhesive coated insulation tubes. The outer tube provides mechanical protection and chemical resistance as expected from cable oversheath. All joints are designed to allow crossing of cable cores.

Selection Table

Voltage $U_0/U(U_m)$	Cores	Cross Section/mm ²	Kit No.
0.6/1(1.2)kV	4, 5, 3, 2, 1	4-6	0.6/1kVRSJ-4(5,3,2)/(-1)
		10-16	0.6/1kVRSJ-4(5,3,2)/0
		25-50	0.6/1kVRSJ-4(5,3,2,1)/1
		70-120	0.6/1kVRSJ-4(5,3,2,1)/2
		150-240	0.6/1kVRSJ-4(5,3,2,1)/3
		300-400	0.6/1kVRSJ-4(5,3,2,1)/4

Note:

1. Joints and components for other cable types are available on request.
2. Solderless earth connection system for armoured cables is available on request.
3. Connectors and other accessories need to be ordered separately.